

# Bolts



We take the worry out of  
protecting what's valuable to you.  
Lockwood: *no worries*®

**LOCKWOOD**

**ASSA ABLOY**

**25YEAR**

**MECHANICAL  
WARRANTY**


[www.lockweb.com.au](http://www.lockweb.com.au)

# Contents



**680 Patio Bolt®**

page 3



**Barrel Bolts**

page 6



**Flush Bolts**

page 7



**Flush Bolt Ferrule**

page 9

# 680 Patio Bolt®



## Description

The Lockwood 680 Lockable Patio Bolt is a strong, heavy duty, surface mounted product designed to improve security in a range of residential sliding and hinge door applications.

It is easy to install and has been designed to suit a wide range of aluminium and timber sliding patio and hinge door applications.

It is offered in chrome plate, satin chrome pearl and a range of powdercoat finishes.

## Keying

### Standard Keying

- Supplied individually keyed with two keys per lock
- 78,000 key combinations
- Key blank KB2015P

### Restricted Special Keying

Lockwood locks can be keyed to a number of controlled and/or specially keyed systems. These range from legally protected keys to protect against unauthorised duplication, which can also include specially designed key systems such as master key systems, which allow for different levels of mechanical access control.

## Product Details

<b>Bolt</b>	Steel, zinc plated
<b>Bolt Head</b>	Powder coat models: Moulded from ABS polymer. Plated models: Bright chrome plated high pressure zinc alloy.
<b>Case</b>	High purity high pressure zinc alloy
<b>Cylinder</b>	Solid brass 5 pin cylinder
<b>Fixing</b>	Concealed fixing by Phillips head screws

Please refer to Lockwood Keying Catalogue or contact your local sales office or customer service for specific information.



**Kinetic Defence®**  
Bump and pick resistant.



**2 Keys Included**  
Can be keyed alike to other Lockwood door locks.

## Standards and Compliance

### SL6

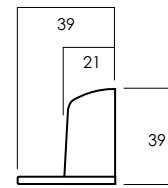
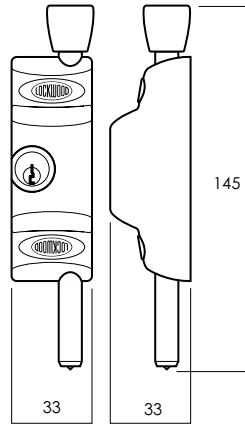
Exceeds Australian Standard 4145.2-2008, Mechanical Locksets for Doors and Windows in Buildings, to Level SL6

### SL4

Exceeds Australian Standard 4145.2-2008, Mechanical Locksets for Doors and Windows in Buildings, with standard length bolt, to Level SL4 – with accessory extended length bolt.

# 680 Patio Bolt®

## 680 Patio Bolt



### Ordering

#### 680 Patio Bolt-Display Pack

Finish	Part Number	Cylinder
Chrome Plate	680-NCPDP	CP cylinder
Satin Chrome Pearl	680-NSPDP	SP cylinder
Black	680-NBLKDP	SP cylinder
Brown	680-NBRNDP	PB cylinder
Primrose	680-NPRMDP	PB cylinder
White	680-NWHDP	SP cylinder

#### Single 680 Patio Door Bolt

Standard Diecast Strike, Flat Strike and Ferrule Strike.

#### 680 Patio Bolt-Trade Pack

Finish	Part Number
Chrome Plate	680-NCP
Satin Chrome Pearl	680-NSP
Black	680-NBLK
Brown	680-NBRN
Primrose	680-NPRM
White	680-NWH

#### Complete with Standard Diecast Strike

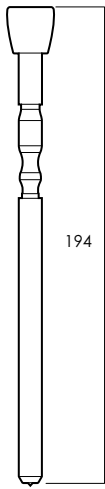
#### Two x 680 Patio Bolt-Display Pack

Finish	Part Number	Cylinder
Satin Chrome Pearl	680-N2SPDP	SP cylinder
Brown	680-N2BRNDP	PB cylinder
White	680-N2WHDP	SP cylinder

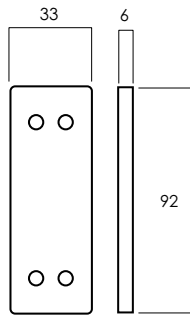
#### Two 680 Patio Door Bolts, Keyed Alike

Standard Diecast Strike, Flat Strike and Ferrule Strike.

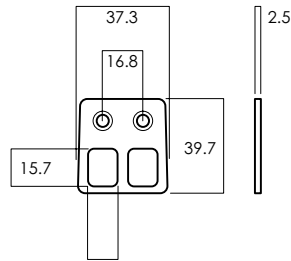
# 680 Patio Bolt® - Accessories



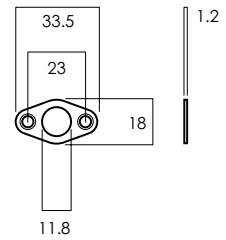
Extended Bolt



Case Packer



Flat Strike



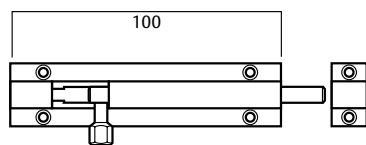


Ferrule Strike

## Spare Parts/Accessories

	Finish	Part Number	Description
<b>Flat Strike</b>	Zinc Plated Steel	680-N453	6mm thick case packer for use under the lock body
<b>Case Packer</b>	Plastic Black (6.0mm)	680-N316	Extended 50mm length bolt with black moulded plastic head
<b>Extended Bolt - Extended by 50mm</b>	Black	680-N210BLK	Standard diecast strike, flat strike and ferrule strike

# Barrel Bolts



## Barrel Bolts

Product	Length	Finishes	Packaging	Part Number
L333	100mm	Satin Chrome Pearl	Display Pack	L333 - 100SPDP
L333	150mm	Satin Chrome Pearl	Display Pack	L333 - 150SPDP
L333	200mm	Satin Chrome Pearl	Display Pack	L333 - 200SPDP

### Description

A series of barrel bolts to suit a variety of applications.

### Key Features

- Brass barrel bolts
- Available in three lengths: 100, 150 and 200mm
- Visible fixing
- Individually display packed, complete with fixing screws

# Flush Bolts

## Product Details

<b>Material</b>	Zinc alloy casting
<b>Packaging</b>	L840, L841 and L842 are individually display packed, complete with fixing screws. 843 supplied in trade pack.
<b>Bolt Throw</b>	L841, L840, 843 Toggle Action, L842 Slide Action.
<b>Application</b>	Designed for timber doors

## Description

### L842

Designed for use on small timber doors and cupboards, the L842 is a flush mounted bolt incorporating a slide action to throw or withdraw the bolt. Available in 100mm length.

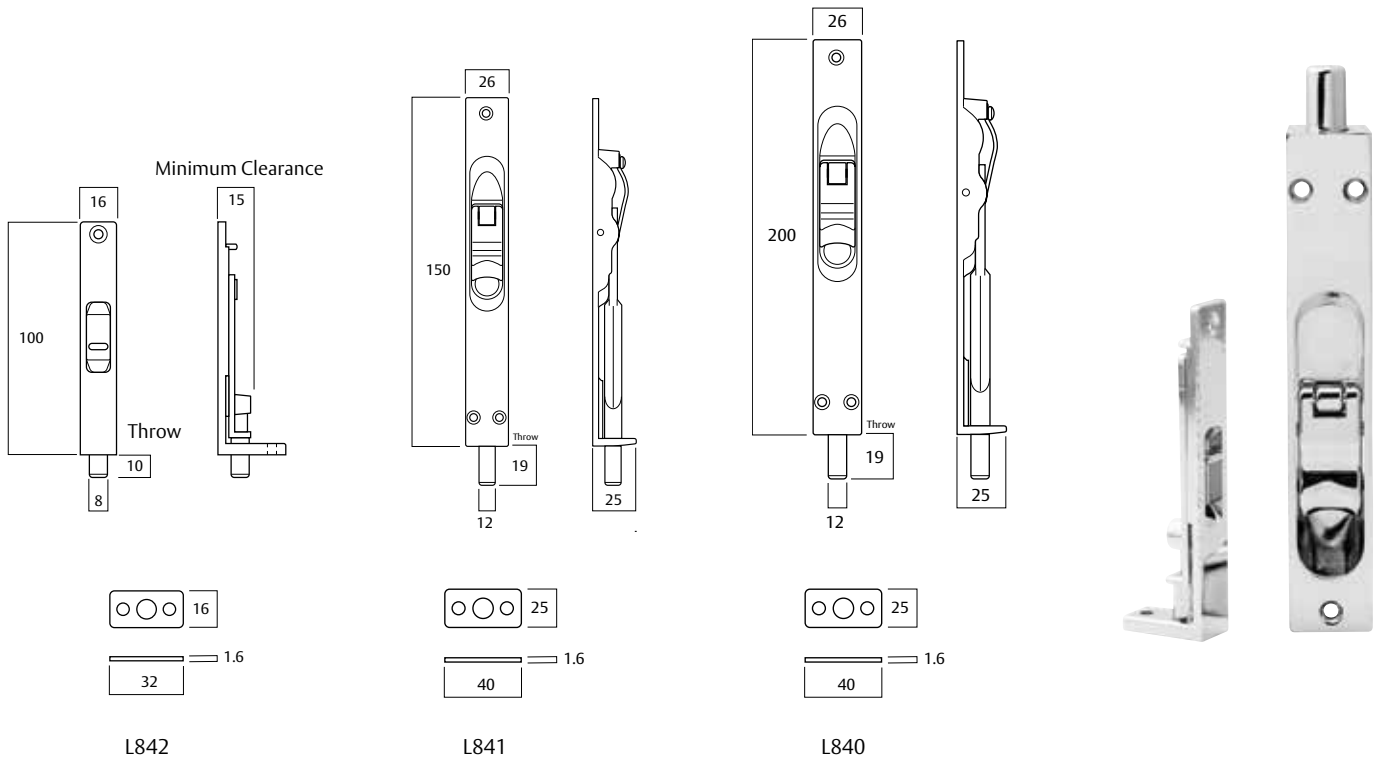
### L841 and L840

The L841 and L840 are flush mounted bolts incorporating a toggle action to throw or withdraw the bolt. Available in 150 or 200mm lengths.

The 843 employs the L840 body with bolt extending to 600mm overall, using a 6.5mm diameter steel threaded rod, brass tip and lock nuts.



# Flush Bolts



## Flush Bolts

Product	Bolt Throw	Length	Finishes	Packaging	Part Number
L842	Slide Action	100mm	Chrome Plate	Display Pack	L842CPDP
L842	Slide Action	100mm	Polished Brass	Display Pack	L842PBPD
L842	Slide Action	100mm	Satin Chrome Pearl	Display Pack	L842SPDP
L841	Toggle Action	150mm	Chrome Plate	Display Pack	L841CPDP
L841	Toggle Action	150mm	Polished Brass	Display Pack	L841PBPD
L841	Toggle Action	150mm	Satin Chrome Pearl	Display Pack	L841SPDP
L840	Toggle Action	200mm	Chrome Plate	Display Pack	L840CPDP
L840	Toggle Action	200mm	Polished Brass	Display Pack	L840PBPD
L840	Toggle Action	200mm	Satin Chrome Pearl	Display Pack	L840SPDP
843	Toggle Action	600mm	Satin Chrome Pearl	Trade Pack	843X600SP



# 8402SS Mortice Universal Flush Bolt Ferrule



## Description

The Lockwood Mortice Universal Flush Bolt Ferrule can be used in conjunction with flush bolts to secure the fixed leaf panel of a double door. The spring loaded dust cover minimises dust and dirt build up in the flush bolt hole.

## Product Details

<b>Dimensions</b>	25mm diameter top 19mm diameter base
<b>Finishes</b>	Satin Stainless Steel (SSS)

## 8402SS Mortice Universal Flush Bolt Ferrule

Product	Finishes	Packaging	Part Number
8402SS	Satin Stainless Steel	Trade	8402SS





**ASSA ABLOY**

**Lockwood** is the leading brand in the Australian locking industry. With an established reputation for high quality products, this iconic brand provides a wide range of locking solutions to residential housing, commercial building and industrial application markets. Lockwood is supported by an extensive distribution and after-sales support network. Our customers include retailers, architects, trade and industrial personnel, locksmiths and security dealers.

**ASSA ABLOY** is the global leader in door opening solutions, dedicated to satisfying end-user needs for security, safety and convenience.

**ASSA ABLOY** is represented in all major regions, in both mature and emerging markets, with leading positions in Australia, Europe and North America.

**25YEAR**

**MECHANICAL  
WARRANTY**

### **The Lockwood 25 Year Mechanical Warranty**

Our belief that we manufacture the finest premium products available in today's market place is backed by the Lockwood 25 Year Mechanical Warranty, ensuring that Lockwood continues to keep Australians safe by delivering security and peace of mind.

For warranty terms and conditions, please visit [www.lockweb.com.au](http://www.lockweb.com.au) or call **1300WARRANTY**

**ASSA ABLOY Australia Pty Ltd**  
235 Huntingdale Road  
Oakleigh, Victoria, 3166  
Australia

**1300 LOCK UP (1300 562 587)**  
[lockweb.com.au](http://lockweb.com.au)

**ASSA ABLOY New Zealand Ltd**  
6 Armstrong Road  
Albany, Auckland, 0632  
New Zealand

[info.nz@assaabloy.com](mailto:info.nz@assaabloy.com)  
Telephone +64 9415 7111  
[assaabloy.co.nz](http://assaabloy.co.nz)

